


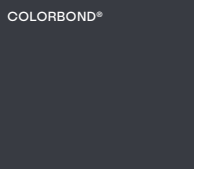


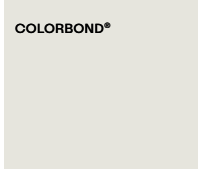





Colour







Powder Coat Range





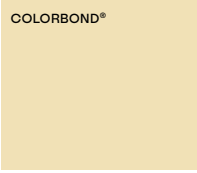





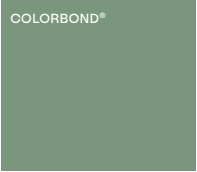
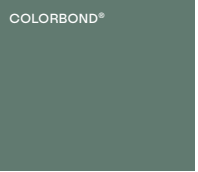







Standard Colours.


					
Pearl White GLOSS 1004	APO Grey SATIN 1001	Anotec Natural Pearl MATT 1009	Custom Black MATT 1002	Monument® MATT 1011	Woodland Grey® MATT 1008
					
Surfmist® MATT 1013	Primrose GLOSS 1005	Paperbark® MATT 1012	Dune® MATT 1010		

Selected Pearls.

					
Citi PEARL MATT 4026	Ultra Silver PEARL GLOSS 4029	Precious Silver Pearl PEARL SATIN 4030	Silver Medallist PEARL SATIN 4028	Charcoal Metallic GLOSS 4025	Stormfront PEARL MATT 4027

Popular Colours.

					
Rivergum Beige GLOSS 2018	Magnolia GLOSS 2012	Classic Cream® MATT 2033	White Birch GLOSS 2026	Pottery SATIN 2017	Stone Beige MATT 2031
					
Silver Grey MATT 2021	Windspray® MATT 2024	Pale Eucalypt® MATT 2015	Wilderness® MATT 2030	Basalt MATT 2027	Wallaby MATT 2034
					
Ironstone® MATT 2010	Berry Grey SATIN 2032	Dark Grey MATT 2005	Jasper® MATT 2011	Hammersley Brown SATIN 2008	

 Colour Matched Hardware Available

ThermalHEART™ Dual Finish Technology

In order to achieve excellent thermal performance, ThermalHEART™ systems incorporate a polyamide insulator strip. This separates the internal and external elements of the window or door to reduce the transfer of heat and cold.

The innovative thermal insulator joining method allows you to select a different finish on the inside and outside of your ThermalHEART™ windows and doors. This allows your new windows and doors to complement different colour palettes on the inside and outside of your home.



Single Finish

Where you desire the same finish for your windows and doors inside and out, select from any of the colours in our wide range of finishes.



Dual Finish

If you would like to utilise different finishes on the inside and outside, simply select the two from the above listing that suit your requirements.

The delivery time and cost of the finishes available in this finish card will vary depending on your choice. Please obtain a comprehensive quote from your Vantage or Elevate fabricator prior to placing your order. Finishes displayed on this finish card are a guide only and have been matched as close as possible to production standards under daylight conditions. Over time performance may vary between COLORBOND® steel and powder coated Vantage or Elevate joinery due to the different paint technologies used. When selecting powder coat finishes for multiple components of your build (i.e. window frames, window hardware, roofing, screening etc.), it is important to note that even when the same powder type (supplier code) is used, the actual colour and finish may vary slightly due to application variation, type of substrate and stoving conditions.

All Vantage[®], Elevate[™] and ThermalHEART[™] windows and doors are made to order so you have complete freedom to choose the perfect colour and finish for your project.

Warranties.

The powder coat finish on Vantage[®] and Elevate[™] windows and doors is supplied by market leaders Dulux Powder Coatings and Interpon. AWS offers comprehensive warranties on the finish of your Vantage[®] and Elevate[™] joinery for your peace of mind.

Depending on your colour choice, you will benefit from warranty cover ranging from a minimum of 10 years. Please consult your AWS fabricator to obtain details of the warranty terms and conditions for the powder coat finish you have selected.

Anodising warranties vary based upon supplier, a minimum of 25um anodising must be specified in coastal environments. Please consult your AWS fabricator for details of the warranty terms and conditions for the finish you have selected.

Recommended Cleaning.

Like any other painted surface, powder coated aluminium performs at its best when properly cared for. The key is keeping the surface free from pollutants and environmental contaminants.

A gentle clean with a soft brush and mild detergent, followed by a fresh water rinse will maintain the long-term performance of your powder coated products. Cleaning in shade and during cooler parts of the day is ideal. Ensure the cloths or brushes used are soft. Wipe gently to avoid scratches and scraping.

Cleaning should be undertaken as below:

- Rural and urban environments: **every 12 months**
- Industrial, coastal or high pollution areas: **every 3 months**
- Heavy industrial, marine or beachfront areas: **monthly**

Do not use strong solvents, abrasive cleaning products or any product recommended for thinning paints. To remove splashed paint, sealants or mastics use white spirits.

We recommend that prior to using any cleaning agent, test a small non-visible area of your powder coated product to ensure that no visual colour change or damage will occur.

Ask your fabricator for the care and maintenance information specific to your product choice.



ABN 48 067 950 903

HEAD OFFICE

76-78 Jemma Road,
Prestons NSW 2170

PO BOX 311
Liverpool NSW 1871

HAVE QUESTIONS?

Call us at **1300 026 189** or email
marketing@awsaustralia.com.au